

EXIT TO SAN ANTONIO ROAD

SAN ANTONIO ROAD

STAIRS & ELEVATOR TO:

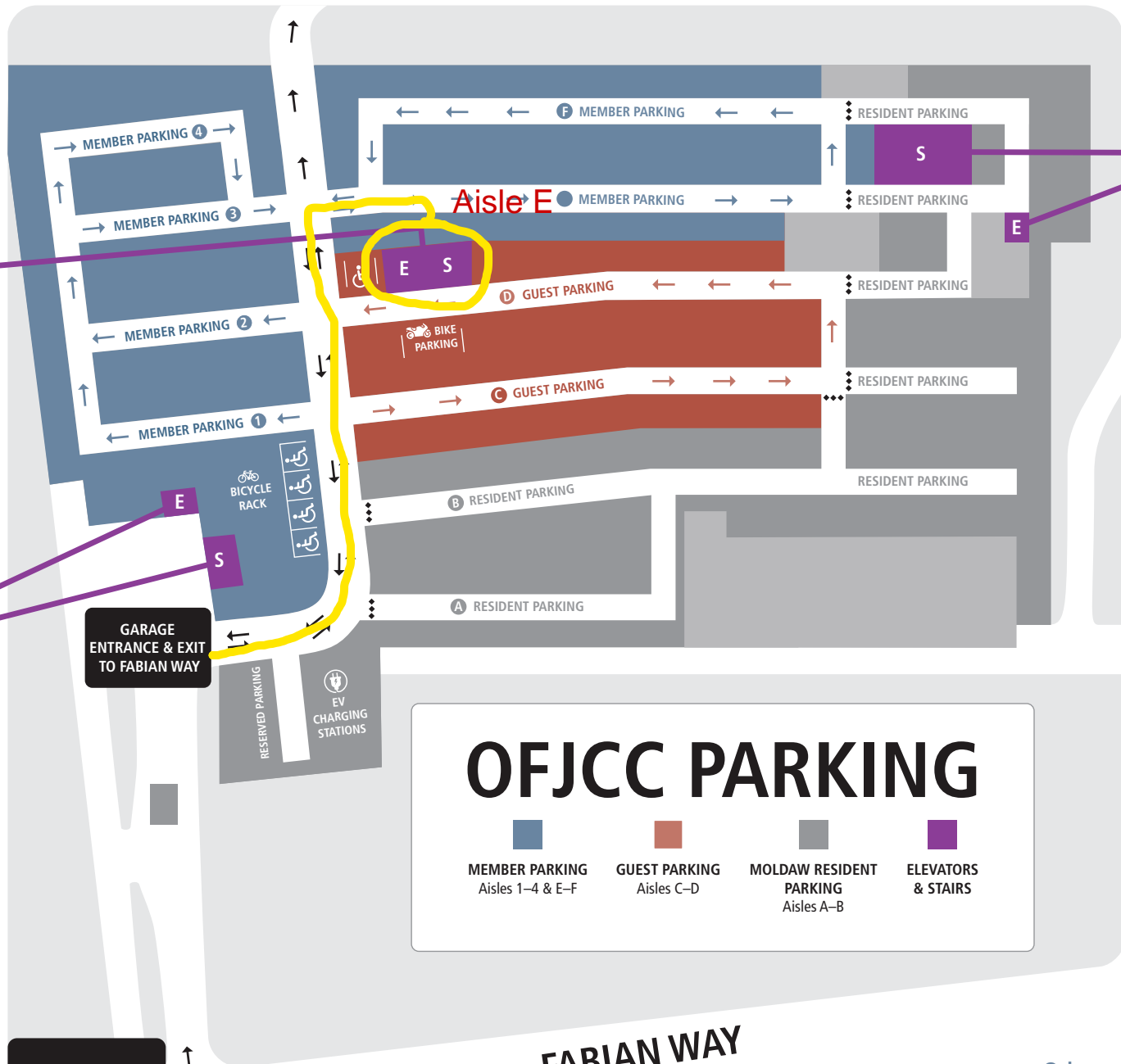
- PRESCHOOL
- TOWN SQUARE
- ARRILLAGA FAMILY PAVILION
- FREIDENRICH COMMUNITY PARK

STAIRS & ELEVATOR TO:





- FITNESS & WELLNESS CENTER
- ADMINISTRATION BUILDING

STAIRS & ELEVATOR TO:

- SCHULTZ CULTURAL ARTS HALL
- FREIDENRICH CONFERENCE CENTER (4TH FLOOR)
- JEFF CENTER FOR FAMILIES



OFJCC PARKING

| | | | |
|---|---|---|---|
|  |  |  |  |
| MEMBER PARKING Aisles 1-4 & E-F | GUEST PARKING Aisles C-D | MOLDAW RESIDENT PARKING Aisles A-B | ELEVATORS & STAIRS |

CHARLESTON ROAD

GARAGE LEVEL

OFJCC ENTRANCE

FABIAN WAY

Oshman Family JCC
 Taube Koret Campus for Jewish Life
 3921 Fabian Way, Palo Alto 94303
 paloaltojcc.org | (650) 223-8700



SAN ANTONIO ROAD

STAIRS & ELEVATOR TO:

- PRESCHOOL
- TOWN SQUARE
- ARRILLAGA FAMILY PAVILION
- FREIDENRICH COMMUNITY PARK

STAIRS & ELEVATOR TO:

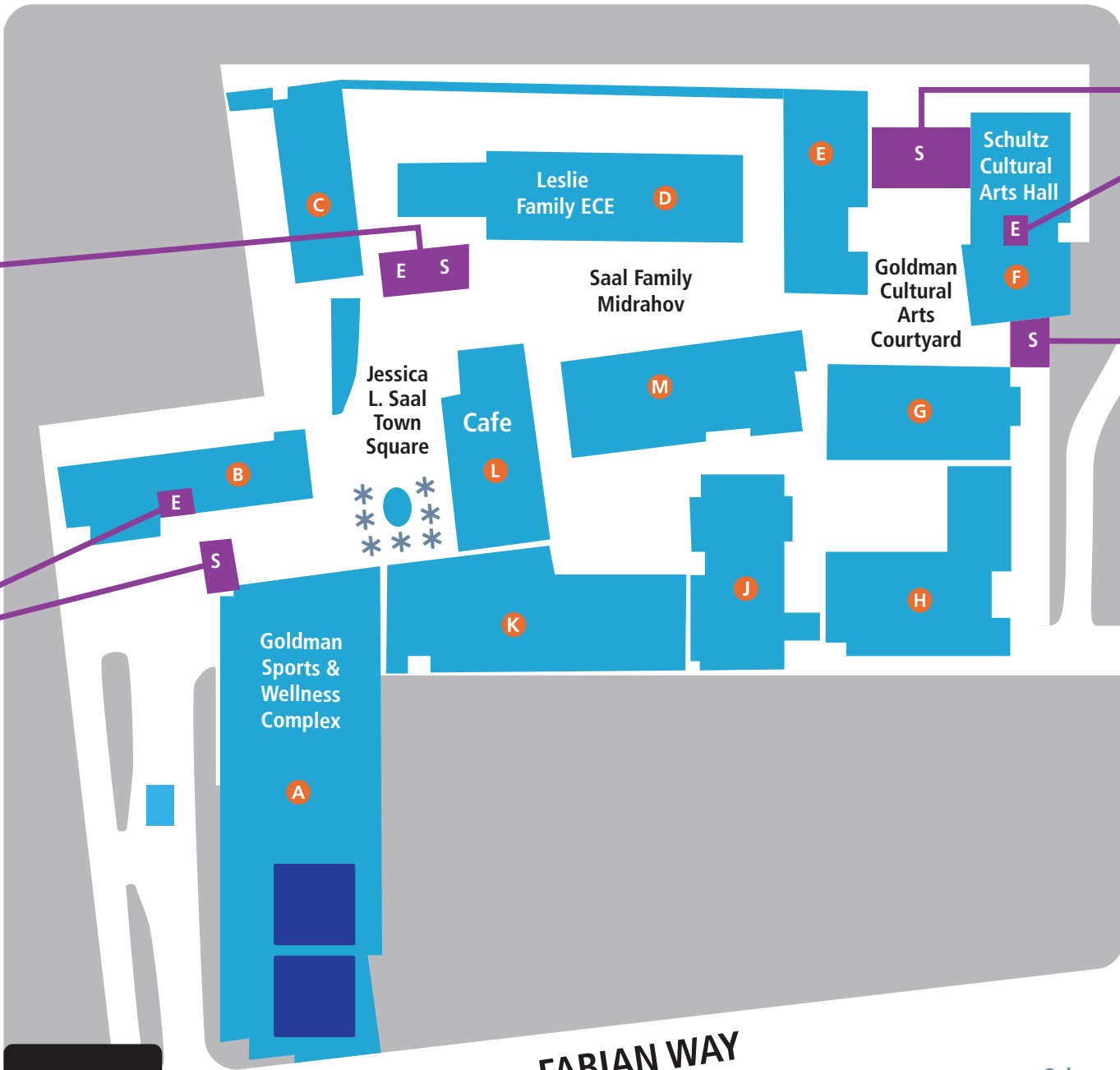
- FITNESS & WELLNESS CENTER
- ADMINISTRATION BUILDING

STAIRS & ELEVATOR TO:

- SCHULTZ CULTURAL ARTS HALL
- FREIDENRICH CONFERENCE CENTER (4TH FLOOR)
- JEFF CENTER FOR FAMILIES

STAIRS TO:

- CHARLESTON ROAD



**OFJCC
ENTRANCE**

CHARLESTON ROAD

FABIAN WAY

MAIN LEVEL

Oshman Family JCC
 Taube Koret Campus for Jewish Life
 3921 Fabian Way, Palo Alto 94303
 paloaltojcc.org | (650) 223-8700

